



WELCOME TO THE CLUB



a guide for new leaders joining Foróige



Welcome!

Thank you for becoming a Foróige volunteer. Foróige is about youth development. We call adult volunteers in clubs “Leaders” because their role is to lead. We call the young people “Members” to show they are part of the club. Leaders encourage members, draw out their potential and act as role models.

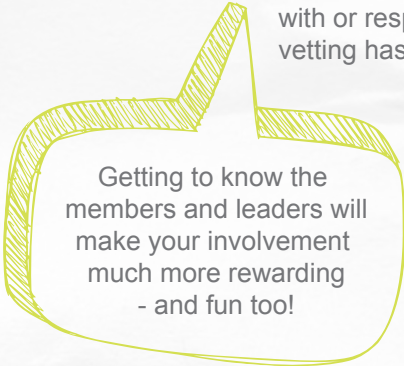
To Help You

The Club you are joining will assign a leader to support you for a couple of months. That leader will encourage and help you to try the tasks listed here.

Apply

If you have not filled a volunteer application form, ask how to contact the local Foróige staff person, usually called a “Regional Youth Officer”. Details may be on this document. Going successfully through Foróige’s recruitment process is necessary for becoming a leader.

Please note that you cannot have unsupervised interaction with or responsibility for young people before your Garda vetting has been processed successfully.



Getting to know the members and leaders will make your involvement much more rewarding - and fun too!

Now Get Going!

To get off to a great start try out the following tasks. You can do them in any order that works for you and the club and over any number of weeks. It's really about helping you to:

1. Become comfortable in the club
2. Feel valued by the other leaders
3. Make a contribution to the club

Get to know the members

Some members should tell you about the club. Learn some names each week, chat to them about the club, school or TV and get involved in activities with them. Knowing them makes the club more enjoyable. Going often makes this much easier.

Join the Volunteer Portal

Make sure your email address, phone number and other details are in the club system so you can get access to the volunteer portal. It has lots of resources and ideas.

Teamwork with other leaders

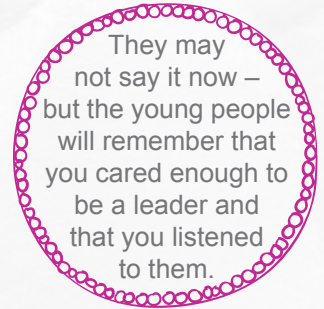

Ask about the next leaders meeting. Ask what you can do. The adults need an agreed approach, so good communication and team work is vital.

Assisting with recreation or other activity

Help a group of members to plan a game or competition. Share a skill you may have.

Work with members on activities

Help them to plan properly, listing what needs to be done to make the event happen and deciding who is going to do what. The more they do the more they learn. Don't do for them what they could be doing for themselves.



They may not say it now – but the young people will remember that you cared enough to be a leader and that you listened to them.

Support members to keep the club rules

Read the club contract and Charter of Rights so you know what is accepted or not. Respectfully remind any member not conforming to it of the behaviour they should be showing. Be calm and firm. If no change, talk to the other leaders.

Involve members in the meeting

Read the role of the committee, and attend a meeting of the club committee with your mentor or another leader. A club meeting is held to ensure all the young people are involved in discussions and decisions about the club. During this you can encourage quiet members to speak and get others to listen. You can praise good contributions.

Attend a District Council (DC) meeting and an interclub event

Go with another leader to the DC meeting or interclub event. Each is a great chance to see how other clubs work and to get to know their leaders.

Ensure you complete training

You must do “Starting Out in Foróige” training and “Child Protection Awareness” training as a condition of being a volunteer with Foróige.

**Well done! You should be settling in well at this stage.
If you have any questions please do ask!**